

Sorting guide

Flats and attached houses with shared waste containers



RECYCLING
together



Allerød
Kommune

Plastic




Plastic

PLEASE NOTE...

Bags from crisps, coffee and frozen foods are often made of composite materials such as plastic and metal.

These materials cannot be separated and should be discarded as residual waste.

Plastic



PLASTIC

Yes please

You can drop both flexible and rigid plastic in the plastic container.

- Bubble wrap
- CD and DVD covers
- Food plastic packaging
- Plastic bags
- Plastic bottles, canisters, trays, jars
- Plastic foil wrap/plastic film
- Plastic cutlery and tableware
- Plastic lids
- Plastic toys (without electronics)

No thanks

- Bags from crisps, coffee and frozen foods with metal coating
- sort out as residual waste
- CDs and DVDs
- sort out as residual waste
- Drugs packaging with contents
- deliver to the pharmacy
- Melamine, e.g. inflexible plates, cups, and bowls
- should go to the recycling centre
- Packaging from chemicals, paint, sealing compound, silicone, etc.
- should go to the recycling centre/for hazardous waste collection
- Plastic with electronics
- should go to the recycling centre
- Soft PVC, e.g. rainwear, paddling toys, plumbing tubes
- should go to the recycling centre
- Styrofoam and rubber
- should go to the recycling centre



Metal



PLEASE NOTE...

Wood or plastic handles do not affect the recycling process. Given the high temperature at which metal melts,

wood and plastic cannot contaminate the metal as they burn off long before the metal liquefies.

Yes please

- Aluminium cans
- Aluminium foil/tin foil
- Aluminium/foil trays
- Cans from tinned food
- Capsules from tealights
- Empty coffee capsules
- Kitchen tools and cutlery of metal (e.g. scissors and knives)
- Metal lids
- Metal toys (without electronics)
- Pots and pans
- Small metal items (e.g. nails, screws, bottle caps)
- Tools of metal (without electronics)

No thanks

- Aerosol cans, pressure bottles/containers
- **should go to the recycling centre/for hazardous waste collection**
- Bags from crisps, coffee and frozen foods with metal coating
- **sort out as residual waste**
- Coffee capsules with contents
- **sort out as residual waste**
- Drugs packaging with contents
- **deliver to the pharmacy**
- Metal with electronics
- **should go to the recycling centre**
- Metal packaging with chemicals
- **should go to the recycling centre/for hazardous waste collection**
- Pressure cylinders, e.g. gas cylinders
- **should go to the recycling centre/to retailers**
- Wires and cables
- **should go to the recycling centre**




Paper

PLEASE NOTE...

Soiled or wet paper used in food packaging cannot be recycled and may damage dry and clean paper making the entire load non-recyclable. Wet or soiled paper should be discarded as residual waste.

Hardcover books are composed of different materials, e.g. cardboard and paper. Paperbacks and hardcover books should go to the recycling centre.



PAPER

Yes please

- Brochures
- Catalogues and promotions
- Envelopes with or without windows
- Graphic novels
- Letters
- Magazines
- Newspapers
- Office paper
- Printed matter
- Printing paper
- Receipts

No thanks

- Bags from cereal and flour
- sort out as residual waste
- Books
- should go to the recycling centre
- Cardboard and carton
- sort out as cardboard
- Carton packaging from eggs
- sort out as cardboard
- Milk and juice cartons
- sort out as residual waste
- Pizza boxes
- sort out as residual waste
- Wet and/or soiled paper
- sort out as residual waste
- Wrapping paper
- sort out as residual waste



Cardboard




PLEASE NOTE...

Wet or soiled cardboard should be discarded as residual waste. Pizza boxes are stained with food residue and may damage dry and clean cardboard making the entire load non-recyclable. Staples and tape do not affect the recycling process.

Milk and juice cartons are composed of different materials that cannot be separated. Therefore, these items are discarded as residual waste.

Please disassemble the cardboard to prevent it from getting stuck in the container.

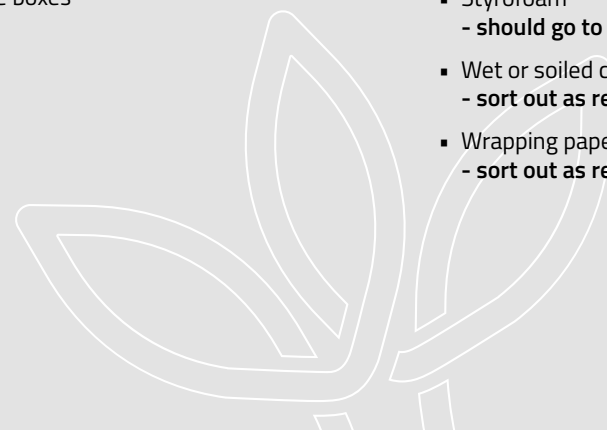


Yes please

- Cardboard boxes
- Cardboard cores from toilet paper and paper towels
- Carton
- Carton packaging
- Carton packaging from eggs
- Corrugated cardboard
- Shoe boxes

No thanks

- Books
 - should go to the recycling centre
- Cardboard with food residue
 - sort out as residual waste
- Milk and juice cartons
 - sort out as residual waste
- Pizza boxes
 - sort out as residual waste
- Styrofoam
 - should go to the recycling centre
- Wet or soiled cardboard
 - sort out as residual waste
- Wrapping paper
 - sort out as residual waste





Glass

PLEASE NOTE...

Ceramics, porcelain, stoneware, and heat-resistant glassware melt at a higher temperature than glass. These items are not compatible with glass and should go to the recycling centre. Even small quantities of these

materials can contaminate glass and further prevent the recycling process.

Crystalware contains lead and must be excluded from the recycling process of ordinary glass.



Yes please

- Drinking glasses (non-crystal)
- Glass bottles
- Glass cullet
- Glass jars (e.g. jam jars)
- Glass packaging
- Glass vases, bowls, bric-a-brac (non-crystal, non-tempered)

No thanks

- Bottles from chemicals
 - should go to the recycling centre/for hazardous waste collection
- Ceramics, porcelain, and stoneware
 - should go to the recycling centre
- Crystalware
 - should go to the recycling centre
- Light bulbs
 - should go to the recycling centre/for hazardous waste collection
- Medicine jars that still contain medicine
 - should be returned to the pharmacy
- Mirrors
 - should go to the recycling centre
- Tempered glass, such as heat-resistant glassware
 - should go to the recycling centre
- Window glass
 - should go to the recycling centre



Residual waste



PLEASE NOTE...

Residual waste is defined as the remaining items after the separation of recyclable materials, hazardous waste, and electronics.

Please place the residual waste in a bag and tie it with a knot before discarding it in the container.



Yes please

- Bags from crisps, coffee, and frozen foods
- Cigarette butts
- Dirt from sweepings
- Food residue (e.g. vegetables, fruit, meat)
- Litter from pets
- Milk and juice cartons
- Nappies and cotton buds
- Pizza boxes
- Single-use hand towels and gloves
- Soiled or wet paper and cardboard
- Soot and ashes (cooled down and wrapped)
- Vacuum cleaner bags

No thanks

- Batteries and electronics
 - should go to the recycling centre/for hazardous waste collection. If you have your own container for residual waste, collect the items in a clear plastic bag and place it on top of your container.
- Building waste
 - should go to the recycling centre
- Hazardous waste and chemicals
 - should go to the recycling centre
- Light bulbs
 - should go to the recycling centre/for hazardous waste collection
- Recyclable waste
 - should go to the container for recyclable waste or the recycling centre
- Stones
 - should go to the recycling centre

Clean - but how clean?

Once you have disposed of your household waste in the recycling containers, it is sent on to facilities where it is further sorted and recycled.



Empty out food containers

Before your household waste can be recycled, all metal, plastic, and glass containers must be emptied of food residue. Scrape food residue such as jam/ketchup off recyclable items before placing them in the recycling container.

Do not use hot water or washing-up liquid to wash the container/packaging – this negates the environmental benefits. Use dishwater or water used to cook vegetables to rinse out the container/packaging. If there is a lot of food waste in the container/packaging that is impossible to remove, place it in the residual waste container.

Please note...

For waste to be recyclable there are a few rules of thumb.

Don't bag waste for recycling – just place it in the relevant container

Recyclable waste must be placed loosely in the container. Don't put it into bags or similar materials, as these make further sorting difficult and interfere with the recycling process. However, plastic can be disposed of in plastic bags without a tied knot.

Separate your household waste whenever possible

If the item consists of several kinds of materials – for example, a cardboard wine box with a plastic handle and inside bag, you must disassemble the parts and place them in the relevant container. And plastic must be removed from magazines before placing them in the paper recycling container.

Remove lids

Lids made of metal and plastic must be removed and placed in the metal and plastic recycling containers.

What material makes up the largest proportion?

If you need to dispose of something that consists of multiple types of materials that cannot be separated, you must decide which material makes up the largest proportion and place the item in the correct recycling container. For example, kitchen scissors made of metal with plastic handles should be placed in the metal recycling container.

Composite materials

Some household waste – for example, milk cartons and crisp packets – is made of a material that looks similar to cardboard or metal. However, this type of waste is composed of multiple different materials that cannot be separated. It must be placed in the residual waste container because it cannot be recycled.

Do you want to know more?

If you have questions about how to sort out your waste, please take a look at www.alleroed.dk/borger/affald-og-genbrug

Text, concept and layout:
Piv Kommunikation/Westing kbh

Contact

Allerød Kommune
Mail: renovation@alleroed.dk
Tel: 48 100 100



Allerød
Kommune

Autumn/2019